









Technical Specifications Ø 74 cm

	Light output in lumens***	Recommended maximum tube length*	U-value complete set**	G-value**	LTA/value**	Sound Insulation** Dn,e,w (C Ctr)	Upward pressure / downward pressure****	Gust Load
								
Ø 74 cm	-	max. 20 m	-	-	-	65 (- 2;-7) Db	UL 3352/ DL 7182	SB 1350

* Solatube Lumen Output Tables 4.1 - 7/05

** Research Grontmij (Sweco), Peutz en ITC-CNR

*** Half-year average based on research by Grontmij (Sweco) en Lichtconsult.nl

**** tested with the EN 1873 method by British Board of Agrément.

Measurements

The U-value measurements are carried out with a dedicated hotbox specifically built for the test. This enabled the measurements to be carried out with the daylight systems mounted in a vertical position. The measurements were carried out in accordance with EN-ISO 12567 for windows and doors. The optical measurements were carried out spectrally in accordance with EN 410 using the spectral range of 250-2500 nm. A 2.5 kW HMI light source was used. The measurements were carried out for an angle of incidence of 45 degrees to determine the g-value.

